



Hello!

TP97

Wireless Earbuds

With Built-In Screen

USER MANUAL (JL)

Dear AWEI User,
Thank you for choosing AWEI product. Your choice is crucial for us, which means AWEI has added a new user. Hope that we will bring you a good experience through our products and services. Also hope you will put forward the good advice and suggestions by official customer hotline, Weibo and Wechat in the process of product experience, which can help AWEI to constantly improve product and service.

If you encounter any problems in the using product, please refer to service process. Your support is our strongest power, also your recognition and evaluation are a great encouragement to AWEI. Thank you!

AWEI sales team

Introduction

Thank you for purchasing the model AWEI TP97 smart touch true wireless sporting earbuds. Please read this manual before use.

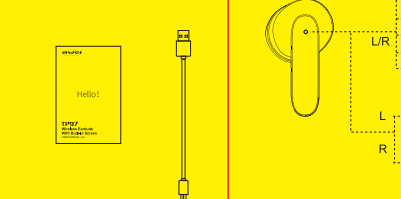
Tips:

Before using, please tear off the protective film from charging pins on earbuds, and put back the earbuds to charging case for activation, then it can use and charge.

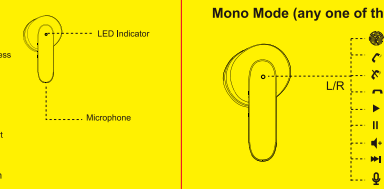


Accessories List

- 2X Wireless Earbuds
- 1X User Manual
- 1X Portable Charging Case
- 1X Type-C Charging Cable

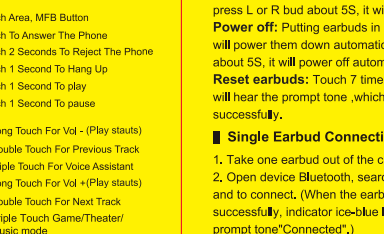


Overview Of Earbuds



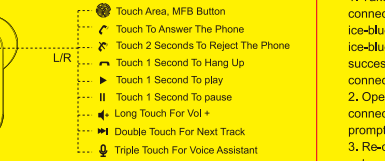
Function Operation

Binaural Mode(both earbuds together)



Function Operation

Mono Mode (any one of the earbuds)



How To Use

Set Up Your Earbuds

Power on: Take out earbuds from charging case; Or long press L or R bud about 5S, it will power on automatically.
Power off: Putting earbuds in the case and closing the case will power them down automatically; Or long press L or R bud about 5S, it will power off automatically.
Reset earbuds: Touch 7 times L and R at the same time, you will hear the prompt tone, which indicates the reset successfully.

Single Earbud Connection

1. Take one earbud out of the charging case.
2. Open device Bluetooth, search "AWEI TP97" click and to connect. (When the earbud and device connect the successfully, indicator ice-blue light flashes and you can hear prompt tone "Connected".)
4. If the earbuds powers on without being connected with device, it will power off automatically.

How To Use

Double Earbuds Connection

1. Take out two earbuds from charging case, earbuds will connect automatically. The master earbud indicator flashes ice-blue and white light alternatively, the other bud flashes ice-blue light slowly (That indicates two earbuds connect successfully) and earbuds are in pairing mode, which is ready to connect with the Bluetooth devices.
2. Open device Bluetooth, search "AWEI TP97" click it and to connect. When Bluetooth is paired successfully, you will hear prompt tone "connected"
3. Re-connect automatically: The earbuds will re-connect automatically to previously paired devices. (Premise is that device's Bluetooth is on and earbuds pairing record still exist.)

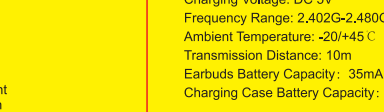
Note

1. The two earbuds are already paired before delivery. So it is unnecessary to pair two earbuds by yourself.
2. If two earbuds cannot pair successfully, please click L and R buds 7 times to clear the BT pairing record, please put them back into charging case and close the lid, then take the buds out of case, the L and R buds will pair automatically. (Remark: After open the lid, please check if the case and buds are connected, which means the left number of time on screen is "1", to make sure you can use the earbuds later conveniently)
3. If the earbuds do not play any sound after connected with device, please put both earbuds into the charging case and close the lid, then open it and take the earbuds out again. (The earbuds should automatically connect to the device that they were last paired with.)
4. If the earbuds powers on without being connected with device, it will power off automatically.

How To Use

LCD Screen Operation

Long press the switch button to power on/off the case, then you can do the LCD screen touch operation.
Click the switch button at the bottom of charging case, and the case screen will light up. Swipe left to unlock the screen, and you can touch the screen to operate different functions, just like the smartwatch screen.



Note: On the screen, if the number on the left of time is "1", it means the case and earbuds have been connected; If the number is "9", it means the case and earbuds do not connect, then please open the lid and under the screen is on, press the switch button 3 times quickly, then the number will be "1". After the lid is closed, the number will "0".

Status lights

1. Earbuds
Charging, the white light on; Full charge, the light off; Pairing, the blue and white light flash;
2. Charging Case
When charging, the LCD screen in the charging case will show the battery capacity, once it's fully charged, it will show 100%.

Specifications

Product Specifications

Bluetooth Version: V5.4
Profile Support: HFP, A2DP, AVRCP
Stand-by Time: 300 h
Talk Time: 4 h
Music Play Time: 5 h
Charging Time: 2.5h
Charging Voltage: DC 5V
Frequency Range: 2.402G-2.480G
Ambient Temperature: -20/+45 °C
Transmission Distance: 10m
Earbuds Battery Capacity: 35mAh
Charging Case Battery Capacity: 500mAh

Products Features

1. Waterproof IPX6 Level, Sweat-proof.
2. V5.4 solution, low power consumption, super compatibility.
3. Hands-free function.
4. True wireless earbuds, You can use by single or a pair.

Safety And Maintenance

Please read suggests below in order to helping prolong the product lifespan and clearly understand the warranty clauses.

- ★ Keep the product dry, do not put it in humid circumstance to avoid short circuit.
- ★ Do not expose it to the sun or high heat. High heating will short lifespan of electronic components, damage battery and deform some plastic parts.
- ★ Do not put it in cold circumstance to avoid damage to PCB board.
- ★ Do not attempt to take apart the product, especially non-professionals.
- ★ Do not fall, vibrate strongly, strike with hard objects, to avoid damage to inner electronic circuit.
- ★ Do not use high chemical products, detergent to dean the item.
- ★ Do not scratch the surface with sharp items to avert damaging the case and appearance.
- ★ Do not make it charging 10 hours continuously for the sake of lifespan.

If the product can not work properly, please send it to AWEI authorized maintenance agents. Our staff will help to solve the problems for you.

Statement: In order to improve product performance we will upgrade products, the content may change without notice, please forgive! Thank you for your purchase.

Products after-sales service

7 Days Refund Policy

A. Guarantee of Refund: Within 7 days since the date of purchase, the manufacturer promises to refund if the product bought from AWEI immediate store or authorized distributor shops is in quality problem (artificial and external force damage excluded).
B. Refund Procedure: Please take the product, whole set of package and original invoice to (or please freight pre-paid to) the shop you bought the product for checking. The seller will check by Quality Assurance Identification Rules to clarify the problem. If yes, the seller should refund the money to the user paid for the product.

15 Days Replacement Policy

A. Guarantee of Replacement: Within 15 days since the date of purchase, the manufacturer promises to replace if the product bought from AWEI immediate store or authorized distributor shops is in quality problem (artificial and external force damage excluded).
B. Replacement Procedure: Please take the product, whole set of package and original invoice to (or please freight pre-paid to) the shop you bought the product for checking. The seller will check by Quality Assurance Identification Rules to clarify the problem. If yes, the seller should replace the product and issue a new invoice to the user. Freight arrangements please check with the shop you contact.

Twelve-Month Warranty Policy

A. Guarantee of Maintenance: Within twelve months since the date of purchase, the manufacturer promises to offer

Products after-sales service

7 Days Refund Policy

A. Guarantee of Refund: Within 7 days since the date of purchase, the manufacturer promises to refund if the product bought from AWEI immediate store or authorized distributor shops is in quality problem (artificial and external force damage excluded).
B. Refund Procedure: Please take the product, whole set of package and original invoice to (or please freight pre-paid to) the shop you bought the product for checking. The seller will check by Quality Assurance Identification Rules to clarify the problem. If yes, the seller should refund the money to the user paid for the product.

15 Days Replacement Policy

A. Guarantee of Replacement: Within 15 days since the date of purchase, the manufacturer promises to replace if the product bought from AWEI immediate store or authorized distributor shops is in quality problem (artificial and external force damage excluded).
B. Replacement Procedure: Please take the product, whole set of package and original invoice to (or please freight pre-paid to) the shop you bought the product for checking. The seller will check by Quality Assurance Identification Rules to clarify the problem. If yes, the seller should replace the product and issue a new invoice to the user. Freight arrangements please check with the shop you contact.

Twelve-Month Warranty Policy

A. Guarantee of Maintenance: Within twelve months since the date of purchase, the manufacturer promises to offer

Products after-sales service

7 Days Refund Policy

A. Guarantee of Refund: Within 7 days since the date of purchase, the manufacturer promises to refund if the product bought from AWEI immediate store or authorized distributor shops is in quality problem (artificial and external force damage excluded).
B. Refund Procedure: Please take the product, whole set of package and original invoice to (or please freight pre-paid to) the shop you bought the product for checking. The seller will check by Quality Assurance Identification Rules to clarify the problem. If yes, the seller should refund the money to the user paid for the product.

15 Days Replacement Policy

A. Guarantee of Replacement: Within 15 days since the date of purchase, the manufacturer promises to replace if the product bought from AWEI immediate store or authorized distributor shops is in quality problem (artificial and external force damage excluded).
B. Replacement Procedure: Please take the product, whole set of package and original invoice to (or please freight pre-paid to) the shop you bought the product for checking. The seller will check by Quality Assurance Identification Rules to clarify the problem. If yes, the seller should replace the product and issue a new invoice to the user. Freight arrangements please check with the shop you contact.

Twelve-Month Warranty Policy

A. Guarantee of Maintenance: Within twelve months since the date of purchase, the manufacturer promises to offer

Products after-sales service

7 Days Refund Policy

A. Guarantee of Refund: Within 7 days since the date of purchase, the manufacturer promises to refund if the product bought from AWEI immediate store or authorized distributor shops is in quality problem (artificial and external force damage excluded).
B. Refund Procedure: Please take the product, whole set of package and original invoice to (or please freight pre-paid to) the shop you bought the product for checking. The seller will check by Quality Assurance Identification Rules to clarify the problem. If yes, the seller should refund the money to the user paid for the product.

15 Days Replacement Policy

A. Guarantee of Replacement: Within 15 days since the date of purchase, the manufacturer promises to replace if the product bought from AWEI immediate store or authorized distributor shops is in quality problem (artificial and external force damage excluded).
B. Replacement Procedure: Please take the product, whole set of package and original invoice to (or please freight pre-paid to) the shop you bought the product for checking. The seller will check by Quality Assurance Identification Rules to clarify the problem. If yes, the seller should replace the product and issue a new invoice to the user. Freight arrangements please check with the shop you contact.

Twelve-Month Warranty Policy

A. Guarantee of Maintenance: Within twelve months since the date of purchase, the manufacturer promises to offer

AWEI Warranty Card (please fill this carefully)

Model No.		Barcode	
User Name		TEL	
Address			
Seller		Seller Tel	
Seller Add			
Date of purchase		Date for Maintenance	
Damage situation		Maintenance time	
Remark			