

User Manual BT speaker YF37 plus



Specification:

Loudspeaker: 2*8W








Built-in high performance speaker

Support TF card slot, 1GB-32GB

Support MP3 format music

Support hands free

2000 MAH rechargeable battery

	Volume up/ Skip Forward
	Play/Pause/Answer /Manu(FM,TF card,line in)/TWS
	Volume down/ Skip Backward
	Power On & Off
	Type- C charging socket
	TF card
	Aux in

Operating your speaker



Bluetooth Mode


Press  to turn on the device and enter Bluetooth Mode.

Follow the operating instructions for Bluetooth connection on your device and allow searching Bluetooth speaker


Usually this is done by going to “set up ”menu, connect for “Bluetooth” function and then selecting the option to search for Bluetooth devices


Your device (mobile phone, PC, tablet,. etc.) will detect the Bluetooth speaker and ask if you wish to connect with the speaker “YF37 plus”. Press “Yes” or “confirm” to confirm this action if your phone requires a password or a PIN number, enter 0000 and confirm it.

After connection, you can adjust volume and select last/next song by pressing  and .If you


want to get the coming phone call, short press , then you can make phone call by the speaker. Press again to end the phone call. And the speaker will recover playing music if audio source don't be stopped.

Music play Mode


Long press , the system will enter music playing after insert the Micro SD card before switching modes. It will be played music from TF card or USB disk from 1GB to 32GB. Short press in 1

second  to pause the music ; press it again, to restore music playing;






Aux-in Mode

Press  to turn on the device ,then connect with the speaker by Aux in cable to PC ,Mobile or other audio source by Line in cable .And then audio signal can be played by the speaker from external audio

resource. Short press in 1 second  switch to other modes

During Aux-in mode, long press  /  for volume down/ up

FM Mode

Press  to turn on the device, connect the USB cable, long press  until you hear the prompt for radio, two press  it will search all FM radio stations. Once the search is finished, press  /  to go back to desired radio station.

TWS

Press  to turn on the two devices, two press  for one devices, until you hear the prompt. Enter Bluetooth Mode, play the music.

Charging

Charge the speaker in “OFF” mode through the type-C cable from a computer or through a DC adaptor. Status LED Indication will be red, when charge full, the light will be off

Note:

Do not let children play with the product

Do not throw the product into fire

Do not use in very humid or high/low temperature environments. Product performance will decrease when used in such environments.